

Actual Size: 8.5" x 11"

Designed as a basic three column newsletter, this template is simple to modify or add additional pages onto. When planning your text for any of these template designs, count the asterisks. They have been placed 50 characters apart from each other.

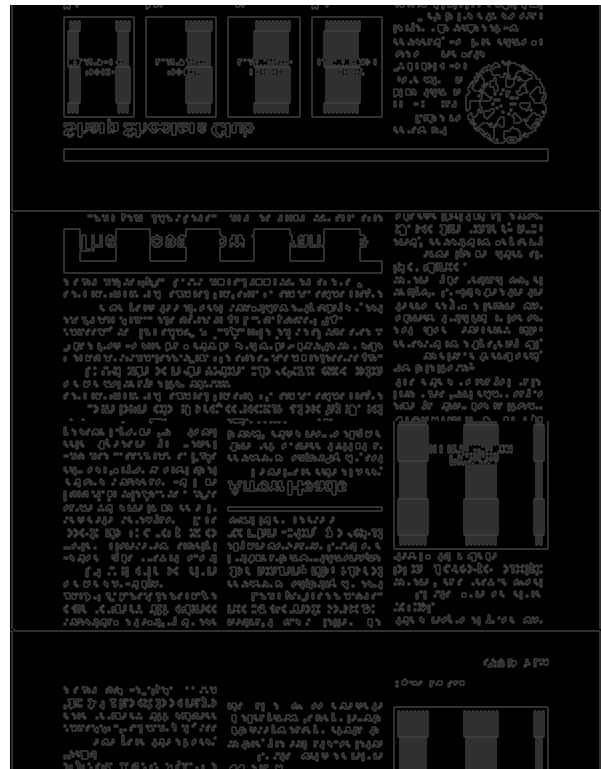

The broken lines represent fold lines and will not print. The\* have been placed 50 characters apart.

**Front**

**Back**

---

**Design Information**



Actual Size: 8.5" x 11"

These two page designs can easily be changed into 4 or 8 page designs by copying in layouts from other template designs. Layouts may change when doing this though due to different sizes of type used in one template versus another.


The broken lines represent fold lines and will not print. The\* have been placed 50 characters apart.

**Front**

**Back**

---

**Design Information**



Actual Size: 8.5" x 11"

Designs with a theme are very popular. Adding a few illustrations can make all the difference. In this design, musical instruments and notes can create an interesting backdrop for your newsletter.



The broken lines represent fold lines and will not print. The\* have been placed 50 characters apart.

**Front**

**Back**

---

**Design Information**



Actual Size: 8.5" x 11"

The photo box in the top left corner of the front page of this design can be replaced with a graphic or company logo. This design can also be used as a promotional brochure for an upcoming seminar with numerous speakers.

The broken lines represent fold lines and will not print. The\* have been placed 50 characters apart.


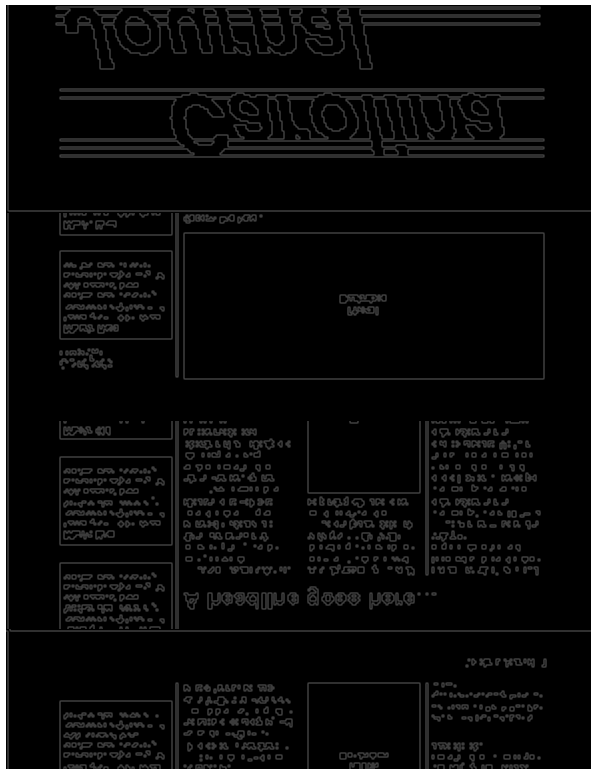
**Front**

**Back**

---

**Design Information**





Actual Size: 8.5" x 11"

Using horizontal lines in the masthead can show motion when combined with italic headline text. The back page creates a semetric group of photos, but can be easily modified so that they overlap each other at different sizes giving a free flowing appearance.


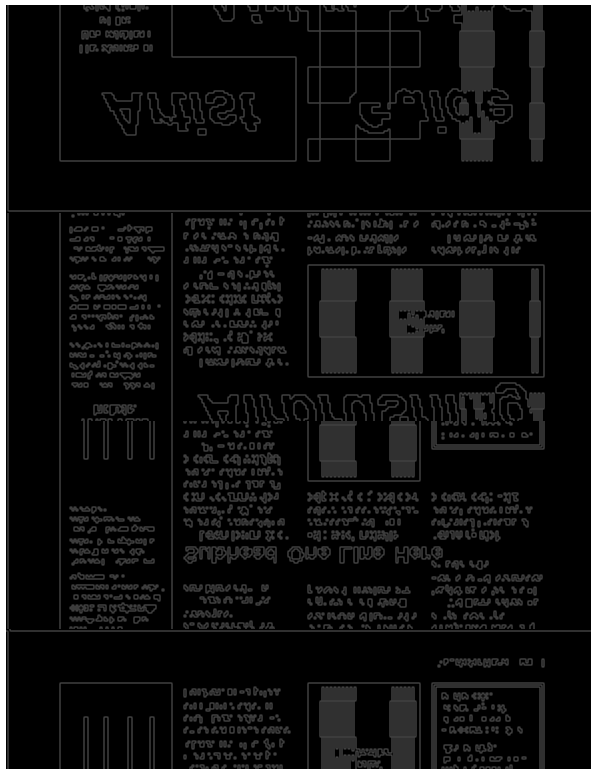
The broken lines represent fold lines and will not print. The\* have been placed 50 characters apart.

**Front**

**Back**

---

**Design Information**



Actual Size: 8.5" x 11"

This newsletter design would look best if printed in two colors. The dark vertical panel on the front cover sets the pace for the balance of the design and is carried on in a subtle way on the back page. The grey boxes in the top right hand corner of each page should be printed in a second color and deleted if only printing this design in a single color.



The broken lines represent fold lines and will not print. The\* have been placed 50 characters apart.

**Front**

**Back**

---

**Design Information**



Actual Size: 8.5" x 11"

The graphic used in this design is merely an example of how graphics can enhance a newsletter design. This particular design does not have places for large graphics, but can easily be modified to allow space if necessary.



The broken lines represent fold lines and will not print. The\* have been placed 50 characters apart.

**Front**

**Back**

---

**Design Information**



Actual Size: 8.5" x 11"

Many newsletter designs require numerous photos. This cuts down on the amount of text necessary and works great as an employee newsletter. The back page has been designed as a 4 column layout and would also look good with the text aligned on both sides (justified).

The broken lines represent fold lines and will not print. The\* have been placed 50 characters apart.

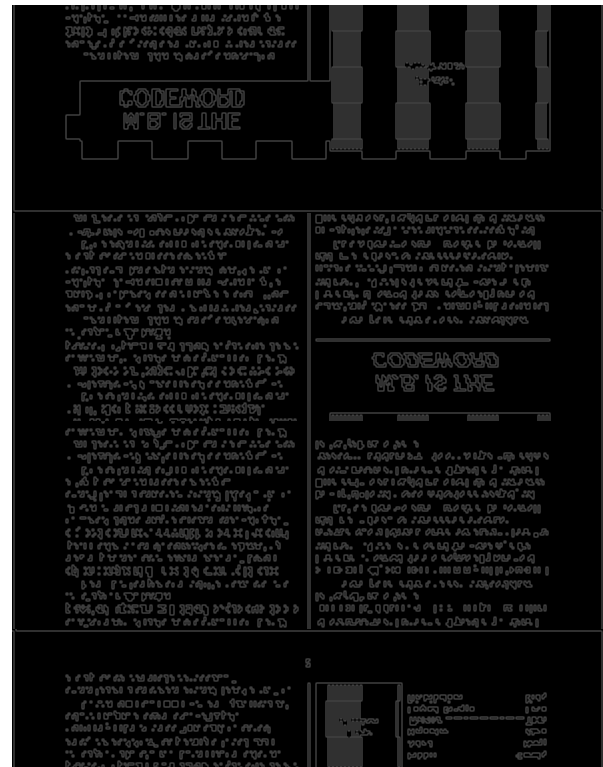
**Front**

**Back**

---

**Design Information**





Actual Size: 8.5" x 11"

Designed as basic newsletter design with a centered masthead, in a two-column format, but can be easily changed into a 4 column design. The masthead has been kept simple, but can be replaced with any horizontal design.

The broken lines represent fold lines and will not print. The \* have been placed 50 characters apart.

**Front**

**Back**

---

**Design Information**



**Front**

**Back**

---

**Design Information**